

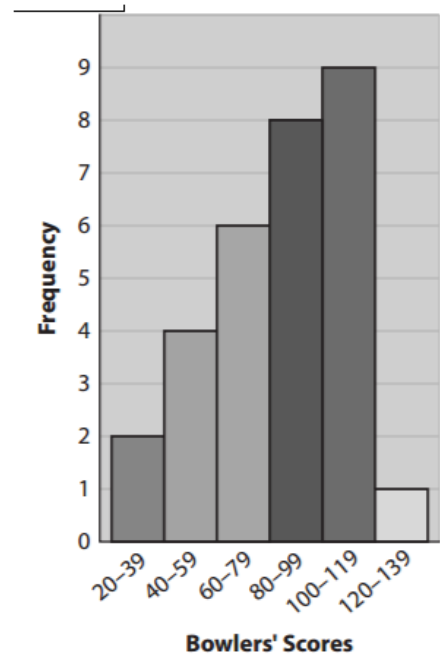
**Math 1 – Histograms**

**Study Problems #8**

**1. Use the histogram to answer the following questions.**


- a. What does each axis indicate?
- b. How is the horizontal axis organized?
- c. How many bowlers competed?
- d. Describe the general shape of the distribution

Name: \_\_\_\_\_ Per: \_\_\_\_\_




**Create a histogram for the given data.**

2. Listed are the ages of the first 44 U.S. presidents on the date of their first inauguration. 57, 61, 57, 57, 58, 57, 61, 54, 68, 51, 49, 64, 50, 48, 65, 52, 56, 46, 54, 49, 51, 47, 55, 55, 54, 42, 51, 56, 55, 51, 54, 51, 60, 62, 43, 55, 56, 61, 52, 69, 64, 46, 54, 47



3. Listed are the breathing intervals, in minutes, of gray whales. 8, 5, 13, 7, 16, 9, 15, 11, 8, 6, 10, 9, 9, 11, 14, 12, 13, 15, 16, 11, 14, 9, 15, 6, 14



4. Listed are the heights, in inches, of the students in Marci's karate class. 42, 44, 47, 50, 51, 53, 53, 55, 56, 57, 57, 58, 59, 60, 66

